

S. S. Khanna Girls' Degree College, Prayagraj

(A Constituent College, University of Allahabad)

Accredited Grade A by NAAC (CGPA 3.46)



SYLLABUS [30% Reduced]

DIPLOMA IN BIOTECHNOLOGY

(ADD ON COURSE)

(Course Duration: 1 year)

Coordinator

Dr. Preeti Singh

Department of Botany

S.S. Khanna Girls' Degree College

S. Shank
2/2/2024

Singh

P. Singh
2/2/2024
2/2/2024

SYLLABUS OF DIPLOMA IN BIOTECHNOLOGY

The Department offers the following courses with the duration of one year (Add on Course). The curriculum is designed to help the students supplement their basic education so that they are better equipped to handle intelligently the fundamental issues. Through combination of theoretical lectures and practical's, students will learn to seek out information and convey it in a better way.

I Semester:

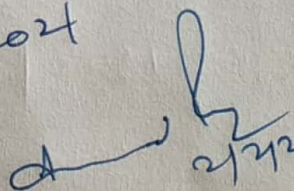
PAPERS	MAXIMUM MARKS	Credits (20)
PAPER 1: Introduction to Biochemistry, Biotechnology and Computational Biology.	100	4.0
PAPER 2: Applied Microbiology	100	4.0
PAPER 3: Introduction to Instrumentation & Techniques	100	4.0
PAPER 4: PRACTICAL (Based on content of theory paper)	100	8.0

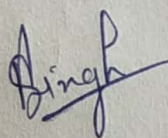
II Semester:

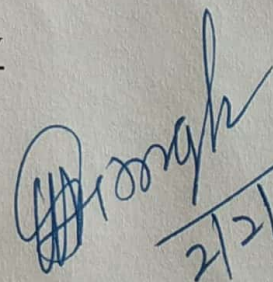
PAPERS	MAXIMUM MARKS	Credits (20)
PAPER 1: Molecular Biology and Genetic Engineering	100	4.0
PAPER 2: Immunology & Immunotechnology	100	4.0
PAPER 3: Plant & Animal Cell culture Technology	100	4.0
PAPER 4: PRACTICAL (Based on content of theory paper)	100	8.0

DIPLOMA IN BIOTECHNOLOGY

S. Shankar
2/2/2024


2/2/2024


Singh


2/2/2021

DIPLOMA COURSE: 40 CREDITS


1 CREDIT = 12 HOURS

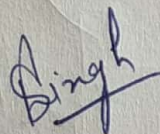
- THEORY AND PRACTICALS 40 CREDITS


- FIRST SEMESTER 20 CREDITS (240 hrs.)
 - THEORY 12 CREDITS (144 hrs)
 - PRACTICAL 8 CREDITS (96 hrs)

- SECOND SEMESTER 20 CREDITS (240 hrs.)
 - THEORY 12 CREDITS (144 hrs)
 - PRACTICAL 8 CREDITS (96 hrs)

S. Shant
2/2/2021


2/2/2021


Singh


2/2/2021

FIRST SEMESTER (Credits-20)

PAPER 1: INTRODUCTION TO BIOCHEMISTRY, BIOTECHNOLOGY AND COMPUTATIONAL BIOLOGY

48 HRS.

Prerequisite Knowledge (From B.Sc. Syllabus):

18 Hours


1. **Carbohydrates:** Characteristics. Classification. Glycolysis. Kreb's cycle. Oxidative phosphorylation. Gluconeogenesis. Cori cycle.
2. **Proteins:** Characteristics. Classification. Structure. Building blocks of Proteins-amino acids.
3. **Lipids:** Characteristics. Classification. Fatty acid. β oxidation.
4. **Enzymes:** Introduction to Enzyme. Properties. Classification. Co-enzymes. Prosthetic group. Nature of action of enzymes with special reference to induced fit theory.
5. **Nucleic acids:** Structure and properties of purines, pyrimidines, nucleosides. Structure of DNA and RNA. Replication of DNA –Messelson and Stahl's experiment. DNA polymerase. In Vitro DNA synthesis. Transcription. Translation. Post transcriptional changes. Genetic code.

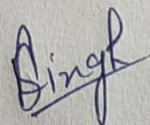
S.No.	Topics (Credits 4)	Hours: 30
1.	What is Biotechnology? History of Biotechnology. Overview of modern Biotechnology. Scopes of Biotechnology. Hazards of Biotechnology.	8.00 hrs
2.	Sequencing of Proteins. Sequencing of DNA. Renaturation. Denaturation Cot Curves for analysis of complexity of DNA. .	10.00 hrs
3.	Bioinformatics: Introduction, Basics. History. Bioinformatics. Importance and uses. Information technology. Biological data. Databases. Sequence to structure relationship.	12.00 hrs

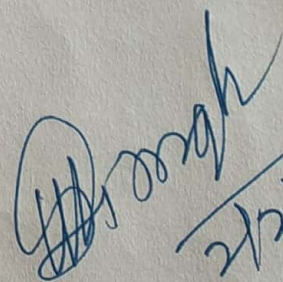
List of Books for reference:

1. Principles of Biochemistry- Nelson Cox
2. Biochemistry-Stryer 6th edition
3. Essential Gene-Lewin
4. Genetics-Strickberger
5. Cell and Molecular Biology- Karp
6. Introduction to bioinformatics- Arthur M. Lesk
7. Biotechnology- Devid P. Clark and Nanette J. Pazdernik

S. Shanki
2/2/2024


2/2/2024


Singh


2/2/2024

PAPER2: APPLIED MICROBIOLOGY

53 HRS.

Prerequisite Knowledge (From B.Sc. Syllabus):

8 Hours

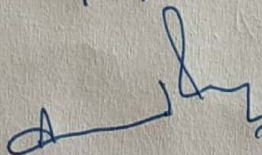
1. **Cell structure and function:** General organization of prokaryotic and eukaryotic cell. Similarities and differences between prokaryotic and eukaryotic cells.
2. **Basics of Microbiology:** Structure classification of bacteria. Cyanobacteria. Actinomycetes. Fungi, Yeast, Viruses, Mycoplasma and rickettsia etc.

Sl.No.	Topics Credits (4)	Hours: 45
1.	Sterilization and disinfection.	5.00 hrs
2.	Types of media; Nutrient Media. Selective Media &. Differential Media. Culturing of microorganisms; Batch Culture. Fed Culture. Continuous culture. synchronization of cell division.	8.00 hrs
3.	Microbial Growth: Growth Condition. Physiology of growth. Methods of determining bacterial Numbers and Bacterial Mass. Exponential Growth and Generation time.	8.00 hrs
4.	Identification of Microorganism. Classification. Classical Method. Biochemical Method.	6.00 hrs
5.	Basics of Food Microbiology. Brief history. Introduction to important micro organisms in foods. Fermentation technology. Fermentation product. Food borne infections.	6.00 hrs
6.	Basics of Clinical Microbiology: Transmission of disease.	6.00 hrs
7.	Bioremediation; Organisms. Methodology. Applications. Limitations.	6.00 hrs


List of Books for reference:

1. The Desk Encyclopedia of Microbiology-Moselio Schaechter.
2. Manual of Clinical Microbiology-Murray, Baron, Jorgensen-Vol. 1 & 2
3. Molecular Genetics of Mycobacteria- Hatfull & Jacobs.
4. Microbiology: An Introduction – Batzing
5. Microbiology – Prescott, Harley & Klien.
6. General Microbiology by Stainenr.
7. Manual of Clinical Microbiology Vol 1 & 2 Edition.
8. Microbiology An Introduction by Berry L. Batzing Thomson learning 2002.
9. Medical Microbiology A Clinical Perspective By JB Sarma Paras Publishing 2001.
10. Microbiology Edition Six L.M. Prescott et al 2005 Mcgraw Hill Internation.
11. The Desk Encyclopedia of Microbiology - Moselio Schaechter
12. Text Book of Environmental Biotechnology – Vinod Soni & Vinay Sharma.
13. Practical Microbiology : Aneja

S. Shanki
2/2/2021


2/2/2021




2/2/2021

PAPER3 : INTRODUCTION TO INSTRUMENTATION & TECHNIQUES

Sl.No.	Topics (Credits 4)	Hours: 48.0
1.	Spectrophotometer: Principles. Methodology. UV Visible Spectrophotometer. Absorption Spectra. Extinction Coefficient.	6.00 hrs
2.	Chromatography: Column Chromatography And Its Type. Thin Layer Chromatography. Gas Chromatography. HPLC.	10.00 hrs
3.	Electrophoresis: Principles. Methodology. Types of PAGE and SDS-PAGE.	10.00 hrs
4.	Centrifugation: Concept of rpm and g. Types of Centrifugation; zonal. density gradient, differential.	8.00 hrs
5.	ELISA Immunofluorescence. Immunocytochemistry. chemiluminescence. RIA.	8.00 hrs
6.	Autoradiography. radio-tracer techniques.	6.00 hrs

LIST OF BOOKS FOR REFERENCE:

1. PCR- McPherson & Moller
2. Fundamentals of Instrumentation and Measurement- Edited by Dominique Plako
3. Tools and Techniques of Biotechnology- Mousumi Debnath

S. Shauk
2/2/2024

d
2/7/2024

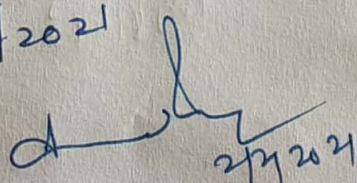
Bingh


Bingh


PRACTICALS (CREDITS- 8)

Sl.No.	Topics (Credits -8)	96 HRS.
1.	Biochemistry: Preparation of Buffers: Phosphate buffer. TAE buffer. Tris buffer. Acetate buffer. Titration of amino acids: Determination of titration curve of amino acids (Glycine, Glutamic acid and Lysine). Chromatography: Separation of amino acids by Paper and Thin layer Chromatography. Separation of protein by SDS- PAGE. Native PAGE	20.00 hrs
2.	UV/VIS Spectrophotometry Isolation of proteins from seeds and biological sources such as serum, egg white. Estimation of proteins in Biurette, Lowry's and Bradford method. Enzyme activity estimation of Acid. Phosphatase. Catalase. A -Amylase (Saliva). Plant Tissues (<i>Cuscuta</i>) Isolation and precipitation of protein by ammonium sulphate.	20.00 hrs
3.	Microbiology: Isolation and maintenance of pure cultures of microorganisms (a.) Preparation of media (b.) Purification (c) Maintenance of culture Gram staining of bacteria Bacterial growth curve Identification and enumeration of microorganisms from food samples by using selective media.	20.00 hrs
4.	Clinical Microbiology and Biochemistry Qualitative analysis of urine (microscopic examination of pus cells, protein, carbohydrate, Urea, creatinine etc. Demonstration of ELISA by using pregnancy kit. Blood group test. Clotting time. Haemoglobin estimation. TLC. DLC.	20.00 hrs
	Bioinformatics: How to use different website of Bioinformatics, Sequence Search, Alignment of sequence, Phylogeny analysis.	16.00 hrs

S. Shankar
24/2/2021


27/2/21


Bingh


Bingh

SECOND SEMESTER (Credits- 20)

PAPER 1: MOLECULAR BIOLOGY AND GENETIC ENGINEERING

47.00 Hrs

Prerequisite Knowledge (From B.Sc. Syllabus):

Revision: 10.00 hrs

- 1 Mutation; spontaneous versus induced mutation. Molecular basis of mutation.
- 2 Enzymes related to Recombinant DNA Technology, Restriction endonucleases. Phosphatase. SI Nuclease. Terminal Transferase. DNA polymerase.
- 3 Basis and Evidences that nucleic acid is the genetic material–transformation in *Pneumococcus*. Frederick Griffith experiment. Hershey–Chase experiment. RNA as genetic material in small viruses.
- 4 Introductory experimental outline of a gene cloning experiment.


Sl.No.	Topics (Credits- 4)	Hours: 37.0
1.	DNA damage and DNA repair.	5.00 hrs
2.	Isolation of DNA. RNA. Bacteriophage and plasmid DNA.	5.00 hrs
3.	Synthesis and cloning of c DNA. Construction of genomic and cDNA libraries.	5.00 hrs
4.	Introduction of plasmid and bacteriophage DNA into <i>E. coli</i> .	4.00 hrs
5.	Nick translation. Southern hybridization. Northern and Western blots. Colony hybridization.	6.00 hrs
6.	PCR Technology: Principles. Methodology. Application. Primer Designing.	5.00 hrs
7.	DNA finger printing and its applications.	4.00 hrs
8.	IPR	3.00 hrs

List of Books for reference:

1. Genes – Lewin –Vol.V, VI, VIII & IX.
2. Molecular Biology –Clark
3. Molecular Biology of the Gene – Watson, Hopkins, Roberts & others
4. Biochemistry – Stryer – 4th edition & 6th edition.
5. Gene Cloning & DNA Analysis – Brown
6. Molecular Biology & Genomics – Mulhardt..
7. Gene Cloning – T.A.Brown.
8. Molecular Biotechnology - Glick & Pasternok
9. Cell & Molecular Biology – De Robertis.
10. Biochemistry & Molecular Biology – Elliott.
11. Plant Tissue Culture & Biotechnology – P.C.Trivedi
12. Recombinant DNA & Biotechnology – Bharat Singh
13. Medical Microbiology – J.B.Sarma
14. PCR – McPherson & Moller
15. Biotechnology – Trehan

S. Shankar
2/2/2021

Singh


2/2/2021


PAPER 2: IMMUNOLOGY & IMMUNOTECHNOLOGY


Sl.No.	Topics (Credits 4)	Hours: 38
1.	Introduction: Innate and acquired immunity.	5.00 hrs
2.	Nature of antigens. Antibody structure and function. Antigen - antibody reactions. Major Histocompatibility complex.	6.00 hrs
3.	Complement system. Hematopoiesis and differentiation.	5.00 hrs
4.	Interferons.	4.00 hrs
5.	Vaccines: Introduction. Types of vaccines. Vaccine development & Immunization.	6.00 hrs
6.	Hybridoma technology and production of monoclonal antibodies.	6.00 hrs
7.	Immunotechnology, Agglutination, Precipitation, application of ELISA, RIA.	6.00 hrs


List of Books for reference:

1. Immunobiology – Kenneth, Murphy, Paul Travers, Mark Walport.
2. Immunobiology – Goldsby, Kindt, Osborne & Kuby.
3. Immunobiology – Roitt and Roitt.

S. Shanki
2/2/2021


2/2/2021





PAPER 3: PLANT & ANIMAL CELL CULTURE TECHNOLOGY

S.No.	Topics (Credits -4)	Hours:
1.	Animal cell culture: Introduction to cell and tissue culture.	6.00 hrs
2.	Media for cell and tissue cultures.	7.00 hrs
3.	Principles of aseptic culture techniques for Propagation and maintenance of animal's cells.	7.00 hrs
4.	Plant tissue culture: Media preparation for cell and tissue cultures.	6.00 hrs
5.	Principles of aseptic culture. Propagation and maintenance of tissue explants.	6.00 hrs
6.	Totipotency of plant cells. Embryo, endosperm, anther, pollen culture. and Protoplast culture	6.00 hrs

List of Books for reference:

1. Bacterial Pathogenesis – Salyer & Whitt.
2. Plant Tissue Culture & Biotechnology – P.C.Trivedi.
3. Advances in Microbial Toxin Research & its Biotechnological Exploitation – Rajeev K.Uppadhaya.
4. Medical Microbiology – J.B.Sarma.
5. Text Book of Biotechnology – Preeti Gupta.
6. Biotechnology – Trehan.
7. Biotechnology – Michael Fumento.
8. Principles of Biotechnology – R.A.Sharma.
9. Biotechnology – Smith.

S. Shant
2/2/2021

Bingh
2/2/2021

A. Singh
2/2/2021

Bingh

PRACTICALS SECOND SEMESTER

S.No.	Topics (Credits-8)	Hours: 120
1.	Isolation of DNA from <i>E.coli</i> and onion plants.	20.00 hrs
2.	Quantification of DNA by Spectrophotometer and gel Electrophoresis.	10.00 hrs
3.	PCR techniques.	20.00 hrs
4.	Restriction digestion of DNA using restriction endonucleases.	20.00 hrs
5.	ELISA (Enzyme Linked Immunosorbent Analysis) and Immuno-electrophoresis (using student's teaching kit)	20.00 hrs
6.	Plant tissue culture: Media preparation , Regeneration of explants by combination of auxins and cytokinins through callusing by using MS media.	30.00 hrs

PROJECT WORK / TRAINING / FIELD WORK / PROJECT WORK :

3-4 weeks training on techniques in pharmaceutical / confectionary/ agriculture/ aqua farming/ silk / cosmetic industries/ hospitals or research institutes.

S. Shaukat
2/2/2021

Dingh
2/2/2021

Dingh
2/2/2021

Dingh